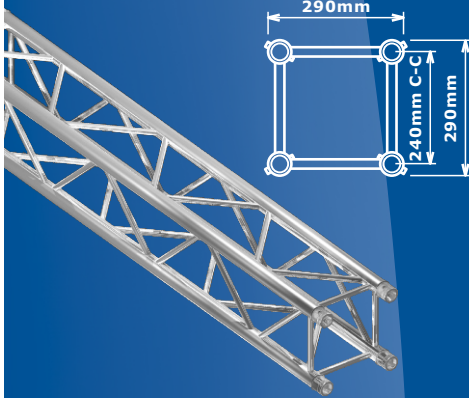



F34 SQUARE TRUSS



Linear Truss Lengths

| CODE | LENGTH | WEIGHT |
|------------|--------|--------|
| GT F34L500 | 5.0m | 26.5kg |
| GT F34L450 | 4.5m | 24.1kg |
| GT F34L400 | 4.0m | 21.7kg |
| GT F34L350 | 3.5m | 19.3kg |
| GT F34L300 | 3.0m | 16.9kg |
| GT F34L250 | 2.5m | 14.5kg |
| GT F34L200 | 2.0m | 12.4kg |
| GT F34L150 | 1.5m | 10.0kg |
| GT F34L100 | 1.0m | 7.5kg |
| GT F34L050 | 0.5m | 5.4kg |
| GT F34L040 | 0.4m | 4.7kg |
| GT F34L029 | 0.29m | 4.3kg |



Radial Truss Available Sizes


| CODE | RADIAL SIZE |
|----------------|---------------------|
| GT F34R050-180 | 0.5mR (1.0mØ) 180° |
| GT F34R075-180 | 0.75mR (1.5mØ) 180° |
| GT F34R100-180 | 1.0mR (2.0mØ) 180° |
| GT F34R100-90 | 1.0mR (2.0mØ) 90° |
| GT F34R150-90 | 1.5mR (3.0mØ) 90° |
| GT F34R200-90 | 2.0mR (4.0mØ) 90° |
| GT F34R250-90 | 2.5mR (5.0mØ) 90° |
| GT F34R300-60 | 3.0mR (6.0mØ) 60° |
| GT F34R350-45 | 3.5mR (7.0mØ) 45° |
| GT F34R400-45 | 4.0mR (8.0mØ) 45° |
| GT F34R450-45 | 4.5mR (9.0mØ) 45° |
| GT F34R500-30 | 5.0mR (10.0mØ) 30° |
| GT F34R550-30 | 5.5mR (11.0mØ) 30° |
| GT F34R600-30 | 6.0mR (12.0mØ) 30° |
| GT F34R650-30 | 6.5mR (13.0mØ) 30° |
| GT F34R700-30 | 7.0mR (14.0mØ) 30° |
| GT F34R750-30 | 7.5mR (15.0mØ) 30° |



Design Quintessence Pty Ltd


Unit 25 7-9 Percy Street Auburn NSW Australia
 Tel (02) 9649 2266
 Fax (02) 9649 2200
 email info@dq.com.au

GT F33-34JV0-180
VARIABLE (0 - 180°) HINGED JUNCTION




8.4kg

GT F34JBOX
6 WAY CUBE JUNCTION



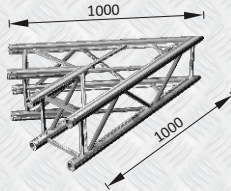
7.5kg

GT F34J-S9
SPECIAL 9 WAY JUNCTION



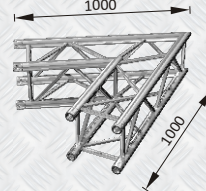
29.5kg

GT F34J19
45° CORNER



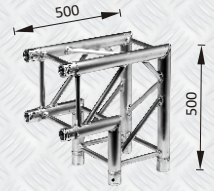
9.1kg

GT F34J20
60° CORNER



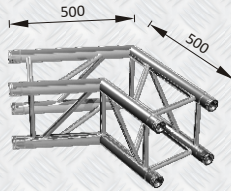
9.9kg

GT F34J21
90° CORNER




5.7kg

GT F34J22
120° CORNER



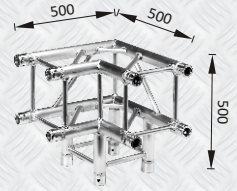
9.6kg

GT F34J23
135° CORNER



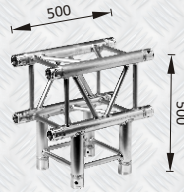
6.7kg

GT F34J30
3 WAY 90° CORNER TO VERTICAL JUNCTION




8.8kg

GT F34J35
3 WAY 'T' JUNCTION



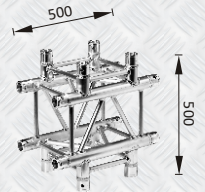
7.8kg

GT F34J40
4 WAY 'T' TO VERTICAL JUNCTION




9.6kg

GT F34J41
4 WAY 'X' JUNCTION




9.1kg

GT F34J55
5 WAY 'X' TO VERTICAL JUNCTION



11.8kg

GT BP-F33A31
5mm ALUMINIUM BASE PLATE



1.5kg

F34 TÜV CERTIFIED LOAD RATINGS**

| SPAN | MAXIMUM CPL | MAX DIST LOAD |
|------|-------------|---------------|
| 1m | 913.9kg | 2,276.0kg/m |
| 2m | 794.1kg | 1,136.0kg/m |
| 3m | 701.9kg | 756.0kg/m |
| 4m | 629.0kg | 502.5kg/m |
| 5m | 569.8kg | 320.2kg/m |
| 6m | 520.8kg | 221.0kg/m |
| 7m | 479.5kg | 160.0kg/m |
| 8m | 444.3kg | 122.0kg/m |
| 9m | 413.9kg | 95.0kg/m |
| 10m | 385.2kg | 76.0kg/m |
| 11m | 346.4kg | 62.0kg/m |
| 12m | 313.6kg | 51.0kg/m |
| 13m | 285.7kg | 43.0kg/m |
| 14m | 261.4kg | 36.0kg/m |
| 15m | 240.1kg | 31.0kg/m |

** NOTE: LOAD TABLES ARE AN EXCERPT ONLY FROM A COMPLETE STRUCTURAL CERTIFICATE AND MUST BE INTERPRETED IN CONTEXT WITH THE ENTIRE CERTIFICATE AND ANY CONDITIONS CONTAINED THEREIN. FOR FULL CERTIFICATES PLEASE VISIT OUR WEBSITE. GLOBAL TRUSS IS INDEPENDENTLY CERTIFIED AND THE LOAD RATINGS DO NOT APPLY TO OTHER BRANDS OF TRUSS. INTERCONNECTION BETWEEN GLOBAL TRUSS AND OTHER BRANDS VOIDS THE STRUCTURAL CERTIFICATION.